

# MÄKTIG®

PROFESSIONAL TOOLS AND EQUIPMENT



**2022**  
**CATALOG**

# WHAT'S NEW IN THIS CATALOG

## HAND PROTECTION

NEW SERIES OF NITRILE GLOVES  
ULTRA THICK LATEX GLOVES  
REUSABLE SYNTHETIC GLOVES



3-5

## BATTERY CHARGERS

25A SMART BATTERY CHARGER  
WITH START AID  
15A BATTERY CHARGER WITH  
WINTER MODE  
3A SMART CHARGER



8-9

## ELECTRICAL

30' AND 50' EXTENSION CORD REEL  
CABLE TIES  
RECHARGEABLE HEADLAMP  
RECHARGEABLE  
WORK LIGHT



6-11

## HAND & TIRE TOOLS

WHEEL SERVICE TOOLS  
TIRE IRON & JIMMY BAR  
HOOK & PICK SETS  
PIN & PRY BARS  
SPECIALTY BRAKE  
TOOLS SETS



16-17

## OIL CHANGE EQUIPMENT

OIL FILTER WRENCHES  
OIL FILTER SOCKET SETS  
ELECTRIC OIL PUMP  
OIL CONTROL GUNS



18-19

## MATERIAL HANDLING

HEAVY DUTY UTILITY KNIVES  
PLATFORM TRUCK  
HEAVY DUTY UTILITY CART



29



# STRENGTH AND MIGHT

Mäktig is an exclusive collection of premium quality tools and equipment, manufactured by suppliers chosen among the best in the world.

Its name – originating from classic German – means strength and might, and reflects the durability of its products.

Mäktig represents, beyond power, an array of solutions carefully selected to answer the ever-growing needs of the automotive, heavy-duty, industrial and agricultural industries.

## TABLE OF CONTENTS

---

3	Disposable Gloves
4	Reusable Gloves
6	Extension Cords
7	Extension Cord Reels
7	Cable Ties
8	Battery Chargers and Maintainers
10	Lighting
12	Water Hoses and Accessories
13	Quick Couplers and Fittings
14	Air Hoses
15	Air Hose Reels
16	Tire Tools
17	Hand Tools
17	Brake Tools
18	Oil Change Equipment
20	Grease Guns and Accessories
20	Lube Hoses and Dispensers
22	Lube Pumps and Accessories
24	Lube Pumps and Accessories – Reference Chart
26	Vises and Anvils
27	Bench Grinders
27	Pressurized Abrasive Blasters
28	Drum Equipment
29	Material Handling

# TOUGH AND DURABLE

Perfect for use in the automotive, industrial and paint sectors and qualifies as examination grade.\*



AUTOMOTIVE



PAINT



INDUSTRIAL



RESIDENTIAL

\*Excludes 7 MIL gloves





6 MIL TOUGH AND DURABLE NITRILE GLOVES

- Superior puncture and abrasion resistance
- Fully Textured grip
- Powder and Latex Free
- Beaded cuff and ambidextrous fit
- 9" long
- 10 boxes per Master Case.

PART #	SIZE	QUANTITY/BOX
903013	M	100
903014	L	100
903015	XL	100
903016	2XL	90



8 MIL HEAVY DUTY NITRILE GLOVES

- Superior puncture and abrasion resistance
- Fully Textured grip
- Powder and Latex Free
- Beaded cuff and ambidextrous fit
- 9.44" long
- 10 boxes per Master Case.

PART #	SIZE	QUANTITY/BOX
903023	M	50
903024	L	50
903025	XL	50
903026	2XL	46



7 MIL MICRO-DIAMOND NITRILE GLOVES

- Micro-Diamond finish provides an enhanced grip ideal for automotive, paint, industrial and residential use
- Powder and Latex Free
- Ambidextrous fit
- 9" long.

PART #	SIZE	QUANTITY/BOX
903031	M	100
903032	L	100
903033	XL	100
903034	2XL	90



14 MIL ULTRA-THICK LATEX GLOVES

- Premium quality natural rubber latex
- 12" length for added protection
- Beaded cuff for easy removal
- Perfect for use in the automotive, food, industrial and paint sectors and qualifies as examination grade.

PART #	SIZE	QUANTITY/BOX
903027	M	50
903028	L	50
903029	XL	50
903030	2XL	50





903040

CUT RESISTANT GLOVES

- ANSI 3 cut resistance
- PU palm coating for grip and abrasion resistance
- High flexibility and user comfort
- Machine or Hand Washable
- 13 Gauge Seamless knitted Nylon + HPPE + Glassfibre liner

APPLICATION

1. Glass industry
2. Automotive assembly
3. Forest industry
4. Handling sharp parts
5. Craft industry
6. Agriculture



PART #	SIZE
903040-S	S
903040-M	L
903040-L	XL
903040-XL	XL
903040-XXL	XXL



903041

NITRILE FOAM PALM COATED GLOVES

- Excellent abrasion resistance
- High flexibility and user comfort
- Great dexterity and feel
- High-technology foam nitrile dipped palm
- 15 Gauge Seamless knitted nylon + spandex liner

APPLICATION

1. Manufacturing
2. Automotive assembly
3. Aerospace
4. Agriculture
5. Maintenance
6. Auto-Mechanic



PART #	SIZE
903041-M	M
903041-L	L
903041-XL	XL



903042

LEATHER FITTER GLOVES

- Premium cowhide leather provides quality and durability
- Half-lined for comfort
- High quality rubberized cuff

APPLICATION

1. Construction industry
2. Agriculture industry
3. Forest industry
4. Manufacturing industry
5. Welding industry

PART #	SIZE
903042-L	L
903042-XL	XL



903043

WINTER LEATHER FITTER GLOVES

- Premium cowhide leather provides quality and durability
- 600g Extra plush pile liner for added warmth
- High quality rubberized cuff

APPLICATION

1. Construction industry
2. Agriculture industry
3. Forest industry
4. Manufacturing industry
5. Welding industry

PART #	SIZE
903043-XL	XL
903043-XXL	XXL



903044  
**LIGHTWEIGHT NITRILE  
COATED GLOVES**

- 13 Gauge Seamless knitted black nylon liner
- Nitrile palm coating for oil and water resistance
- Excellent abrasion resistance
- High flexibility and user comfort

**APPLICATION**

1. Manufacturing
2. Automotive assembly
3. Oil industries for light-duty
4. Agriculture
5. Gardening
6. Maintenance



PART #	SIZE
903044-M	M
903044-L	L
903044-XL	XL



903045  
**LIGHTWEIGHT  
POLYURETHANE  
COATED GLOVES**

- 13 Gauge Seamless knitted polyester liner
- PU palm coating for grip and abrasion resistance
- High flexibility and user comfort
- Machine or Hand Washable

**APPLICATION**

1. Electronic assembly
2. Automotive assembly
3. Safety inspection
4. Handling small parts



PART #	SIZE
903045-M	M
903045-L	L
903045-XL	XL



# LOOKING FOR THE RIGHT GLOVE SIZE?






Measure the circumference of the palm.

Correct sizing is essential for proper glove comfort. Using a dressmaker's cloth tape, measure the circumference of the palm of the hand at its widest point. In millimeters refer to the cross-reference chart to find your ideal sizing. Extra pile lined gloves may require a bigger sized glove.

Unsure of your glove size, refer to the cuff color for easy re-ordering\*

SIZE	NUMERIC SIZE	HAND CIRCUMFERENCE	CUFF COLOR*
XS	6	152 mm	Purple ●
S	7	178 mm	Red ●
M	8	203 mm	Yellow ●
L	9	229 mm	Brown ●
XL	10	254 mm	Black ●
XXL	11	279 mm	Light Blue ●

\*Cuff Colors available on coated gloves only.



PART NO.	DESCRIPTION	CORD (FT)	TAPS	GRADE*	V/A	LIGHTED ENDS	CORD COLOR	APPLICATIONS
704262	Industrial Grade	25	1	16/3 SJTOW	125V/13A	•	Neon Green	Lawnmowers Hedge trimmers Household tools Fans
704263	Industrial Grade	50	1	16/3 SJTOW	125V/13A	•		
704265	Industrial Grade	100	1	16/3 SJTOW	125V/10A	•		
704452	Premium Grade	25	1	16/3 SJEOW	125V/13A	•	Blue	
704453	Premium Grade	50	1	16/3 SJEOW	125V/13A	•		
704455	Premium Grade	100	1	16/3 SJEOW	125V/10A	•		
704256	Block Heater	6.5	3	16/3 SJTW	125V/13A		Blue	Vehicle Charging
704257	Block Heater	9.8	3	16/3 SJTW	125V/13A			
704258	Block Heater	16.4	3	16/3 SJTW	125V/13A			
704272	Industrial Grade	25	1	14/3 SJTOW	125V/15A	•	Neon Green	Drills Belt sanders Routers Table saws
704382	Industrial Grade	25	3	14/3 SJTOW	125V/15A	•		
704273	Industrial Grade	50	1	14/3 SJTOW	125V/15A	•		
704383	Industrial Grade	50	3	14/3 SJTOW	125V/15A	•	Blue	
704275	Industrial Grade	100	1	14/3 SJTOW	125V/13A	•		
704385	Industrial Grade	100	3	14/3 SJTOW	125V/13A	•		
704463	Premium Grade	50	1	14/3 SJEOW	125V/15A	•	Blue	
704465	Premium Grade	100	1	14/3 SJEOW	125V/13A	•		
704282	Industrial Grade	25	1	12/3 SJTOW	125V/15A	•	Neon Green	Circular saws Chain saws Worm drives Grinders
704392	Industrial Grade	25	3	12/3 SJTOW	125V/15A	•		
704283	Industrial Grade	50	1	12/3 SJTOW	125V/15A	•		
704393	Industrial Grade	50	3	12/3 SJTOW	125V/15A	•	Blue	
704285	Industrial Grade	100	1	12/3 SJTOW	125V/15A	•		
704395	Industrial Grade	100	3	12/3 SJTOW	125V/15A	•		
704472	Premium Grade	25	1	12/3 SJEOW	125V/13A	•	Blue	
704473	Premium Grade	50	1	12/3 SJEOW	125V/13A	•		
704475	Premium Grade	100	1	12/3 SJEOW	125V/13A	•		

\* SJTOW: Vinyl Thermoplastic Cord Jacket  
SJEOW: Thermoplastic Elastomer Rubber Cord Jacket (TPE)

## ELECTRICAL CORD SELECTION GUIDE

Use this chart to select the cord gauge you need based on the Amperage your appliances require.

CORD LENGTH (FT)	0-2 A	2-5 A	5-7 A	7-10 A	10-12 A	12-15 A	16-20 A
25	16 gauge	16 gauge	16 gauge	16 gauge	14 gauge	14 gauge	12 gauge
50	16 gauge	16 gauge	16 gauge	14 gauge	14 gauge	12 gauge	12 gauge
100	16 gauge	16 gauge	14 gauge	12 gauge	12 gauge	10 gauge	8 gauge

The power requirements for some devices are listed in watts, rather than amps. In this case, use this formula to convert the rating to amps: Watts / 110 = Amps.  
For instance, a 100W bulb would require 0.9A (100W/110 = 0.9A).



704521  
30' EXTENSION CORD REEL

- Metal auto-retract reel with 30' extension
- Triple-tap, lighted ends
- 14/3 SJTOW, 125V/13A wire
- Flexible down to -50°C (-58°F).
- Polarized plug grounded receptacles

704522  
50' EXTENSION CORD REEL

- Heavy duty ABS housing
- Triple-tap lighted ends
- 14/3 SJTOW
- 125V/13A Wire
- Polarized plug grounded receptacles



PART NO.	GAUGE	LENGTH	VOLTAGE	TEMP	TAPS
704521	14/3 SJTOW	30	125V/13A	-50°C (-58°F)	3
704522	14/3 SJTOW	50	125V/13A	-50°C (-58°F)	3

CABLE TIES

- Standard-Duty cable ties (Loop tensile strength: 50 lb)
- Heavy-Duty cable ties (Loop tensile strength: 120 lb)
- Min/Max Installation temperature: -20°C ~ +85°C
- Min/Max Operation temperature: -40°C ~ +85°C
- Resistant to bases, oils, greases, oil derivates, chloride solvents. Limited resistance to acids. Not resistant to phenols.
- 100/pack
- UV Resistant, suitable for indoor & outdoor use
- Flammability of raw material: UL 94-V2
- Plenum rated: AH-2, Type 21/21S
- Nylon 66, Ascend Vdydyne 21SPF Material
- Material made in the USA

PART NO.	MODEL	LOOP TENSILE STRENGTH
909000	8"	50 lbs
909001	11"	
909002	14"	
909003	8"	120 lbs
909004	11"	
909005	14"	



710164  
**ON-BOARD BATTERY CHARGER/MAINTAINER**

- Automatically maintains batteries
- Specially designed for vehicles in storage and for cold-weather maintenance of batteries
- 1.5 A trickle charge
- Reverse hook-up indication and protection
- Mounting hardware allows for quick and easy attachment anywhere, including fender wells and battery trays, brackets and screws included
- cETLus - Approved, rugged, molded plastic case resists gasoline, oil, water, solvent and acid
- LED charge indicators: Red (solid in case of error or reverse polarity, flashing when no connection is detected) and green (solid when fully charged, flashing when charging).



710165  
**12V / 2AMP SMART CHARGER**

- 3-stage charging mode
- Easy- to-read LED indicators
- 6-ft power and output cords
- Reverse hookup protection
- Short circuit protection
- ETL/FCC approval.



705741  
705742  
705743



705751  
705752  
705753  
705754



705762  
705763  
705764

**BOOSTER CABLES**

- Crack resistant up to -50°C (-58°F)
- 100% copper wire for higher conductivity and less resistance
- 100% fine stranded copper wire and high-grade steel return spring
- Tangle-free design remains flexible in cold weather
- Comes with zippered vinyl storage case.

**BOOSTER CLAMPS ALSO AVAILABLE**

PART NO.	CORD GAUGE	LENGTH (FT)	CLAMP	TEMP.	DESCRIPTION	GRADE
705700	10 AWG	8	150 A	-50°C (-58°F)	ATV / Scooters	Regular-Duty
705710	8 AWG	8	200 A	-50°C (-58°F)		
705731	6 AWG	12	400 A	-50°C (-58°F)		
705732	6 AWG	16	400 A	-50°C (-58°F)	4 cylinder vehicles	Heavy-Duty
705741	4 AWG	12	400 A	-50°C (-58°F)		
705742	4 AWG	16	400 A	-50°C (-58°F)		
705743	4 AWG	20	400 A	-50°C (-58°F)	6 cylinder vehicles	Professional
705751	2 AWG	12	500 A	-50°C (-58°F)		
705752	2 AWG	16	500 A	-50°C (-58°F)		
705753	2 AWG	20	500 A	-50°C (-58°F)	6 to 10 cylinder vehicles and diesel	Commercial
705754	2 AWG	24	500 A	-50°C (-58°F)		
705762	1 AWG	16	800 A	-50°C (-58°F)		
705763	1 AWG	20	800 A	-50°C (-58°F)		
705764	1 AWG	24	800 A	-50°C (-58°F)		

710166  
**3A SMART CHARGER**

- Suitable for all 12V batteries including wet, AGM, gel and deep cycle
- Quickly and easily charges the vehicle's battery
- Keeps the battery performing at it's best usage while lasting longer



710155  
**2/10/25 A SMART BATTERY CHARGER WITH START AID**

- Fully Automatic Microprocessor Control feature adjusts the amperage rate to charge & maintain batteries quickly & safely
- Automatically switches to a float charge/maintenance mode when battery is at a full charge
- Recondition Mode for weak / sulfated batteries
- Automatic charging and overheating protection
- High frequency charging technology is more efficient & over 50% lighter than conventional charging systems

710158  
**2/8/15 A BATTERY CHARGER WITH WINTER MODE**

PART NO.	DESCRIPTION	JUMPSTARTER	RECOMMENDED FOR
710155	2/10/25 A Intelligent Battery Charger	75 A	All 12V Lead-Acid, incl. wet, AGM, gel and deep cycle
710158	2/8/15 A Intelligent Battery Charger	—	

710417  
**750W POWER INVERTER**

- Converts vehicle DC power to household AC power
- 2 AC ports for 750W output
- 2 USB ports / 3.1A shared
- LCD screen to display in real time
  - Output power consumption in %
  - Car battery voltage
  - Warning text
- Includes replaceable fuse in end cap.



602110  
**BATTERY CLEANING BRUSH**

- Battery Terminal Brush
- Zinc coated
- For cleaning and polishing battery posts and terminals





## POWERFUL COB LED ELECTRIC WORK LIGHT

- 700-Lumen front COB, 50-Lumen top COB
- IP54 housing, dust and water resistant
- 18/2 SJTOW wire (oil, grease and cold resistant)
- CSA certified
- Model 703050 has a 25' cord, Model 703515 has a 50' cord and a retractable reel.



703050

703515



702245

### HIGH-PERFORMANCE SLIM FLASHLIGHT

- XPG high-performance LED light
- Beam distance: 50m
- Anodized aluminum body with tactical clip, magnetic base
- Operates on 2 AAA batteries.

702243

### COMPACT HIGH-PERFORMANCE FLASHLIGHT

- XPG high-performance LED light
- Beam distance: 100 m
- Anodized aluminum body with tactical clip, magnetic base
- Operates on 3 AAA batteries.



702230

### RECHARGEABLE HIGH-PERFORMANCE FLASHLIGHT

- XPG high-performance LED light
- Beam distance: 140 m
- Anodized aluminum body and magnetic base.



703020

### RECHARGEABLE WORK LIGHT FOR COLOR MATCHING

- COB LED work light designed for painting and polishing jobs, ideal for optimal quality control of prep zones and indispensable for precision color matching
- Provides a unique, uniform and completely even illumination with only one shadow, which makes it particularly effective for detailing and avoiding costly re-painting
- Highly resistant for extreme workshop conditions : Impact-resistant (1m) housing and solvent-resistant replaceable glass lens
- Ultra-high Color Rendering Index (CRI): 95\*
- Housing rating: IP65
- Recharges in only 4 hours (integrated charge indicator)
- 180° adjustable lighting angle, 360° swivel hook and magnets on the back.

\* The Color Rendering Index, or CRI, indicates the ability of a light source to reveal the colors of various objects faithfully under a specific temperature of natural light (warm or cool), allowing precision color-matching. The maximum possible CRI value is 100.

PART NO.	DESCRIPTION	LIGHT OUTPUT	RUN TIME (HRS)*	BATTERY TYPE	HOUSING CLASS.**
702230	Rechargeable High-Performance Zoom Flashlight	200 Lm	2 @ 200 Lumens 5 @ 100 Lumens	Li-Ion 3,7V 2200mAh	IP54
702243	Compact High-Performance Zoom Flashlight	250 Lm	1.5 @ 250 Lumens 3 @ 70 Lumens	3 × AAA	IP54
702245	High-Performance Slim Zoom Flashlight	100 Lm	1.5 @ 100 Lumens 3 @ 30 Lumens	2 × AAA	IP54
703020	Rechargeable CRI Detailing Work Light	400 Lm	1 @ 400 Lumens 3 @ 180 Lumens	Li-Ion 3,7V 2200mAh	IP65

\* Estimated run time, will be affected by various factors such as the battery's level of charge, type and condition as well as the lamp setting used.

\*\* These units are not watertight. An IPX4 rated housing should provide a very high protection against dust and withstand a substantial amount of water (jet).

An IP65 rated housing should provide a very high protection against dust and withstand a light spraying.

An IP54 rated housing should provide a good protection against dust and withstand limited splashing. The level of any protection depends on the condition of the housing.



**703041**  
**PROFESSIONAL RECHARGEABLE LED WORK LIGHT**

- Ultra robust poly-rubberized work light housing
- Slim light design, easy to hold and use in hard to reach places
- Adjustable dial switch to set floodlight brightness from 60 to 700 lumens
- Includes heavy duty mounting magnet and hook
- Battery indicator allows easy read of battery life
- 4h charging time, IP54 / IK07 rated



DESCRIPTION	LIGHT OUTPUT	OPERATION TIME
Floodlight High	700 Lm	1h40
Floodlight Low	60 Lm	16h30
Flashlight	120 Lm	10 hrs

**703305**  
**RECHARGEABLE HEADLAMP**

- 480 max. lumen output
- Includes a motion sensor to turn the headlamp on and off without touching it
- Magnetic backing
- Charges in 3.5 hrs
- 150m beam distance
- Includes USB Cable
- Water Resistant IP54 and impact resistant up to 1m.



MODES	LIGHT OUTPUT	OPERATION TIME
OSRAM + COB	480 Lm	1h45
OSRAM 100%	300 Lm	3 hrs
COB	180 Lm	3.5 hrs
OSRAM 30%	90 Lm	10 hrs

**702042**  
**RECHARGEABLE COB LED MINI SLIMLINE WORK LIGHT**

- Magnetic pocket clip
- Rubberized anti-slip housing
- Charges in 2 hours with USB port (or 3 hours via AC).



**702001**  
**3W COB LED PEN LIGHT**

- Magnetized clip, turns 180°
- Cord and hook.

**702107**  
**RECHARGEABLE COB LED WORK LAMP**

- Industrial 10W COB LED work light
- Max. output: 1,100 Lumens (high mode), 350 Lumens (low mode)
- 3.7V lithium-ion 4400mAh battery
- Charging time: 6 hours; AC adapter: 5V, 1A
- Power bank function for charging cell phones
- Power display function for charge status
- Durable rubber coated aluminum housing with 180° swivel support
- Recharges in 3.5 hours.



PART NO.	DESCRIPTION	LIGHT OUTPUT	RUN TIME (HRS)*	BATTERY TYPE
702042	Slimline COB LED Mini Work Light, 2W	180 Lm	2 @ 180 Lumens	Li-Ion
702107	Industrial COB LED Work Lamp, 10W	1100 Lm	3 @ 1100 Lumens 6 @ 350 Lumens	Li-Ion 3,7V 4400mAh
702001	3W COB LED Pen Light	150 Lm	5 @ 150 Lumens	3 × AAA

\* Estimated run time, will be affected by various factors such as the battery's level of charge, type and condition as well as the lamp setting used.

WATER HOSES

- Tough and durable abrasion-resistant outer cover, resists UV, Ozone, cracking, chemicals and oil
  - Kink resistant under pressure, remain flexible even in sub-zero conditions
- Bend restrictor for reducing wear and tear, and extending hose life
  - Easy coiling for storage (our hybrid hoses are made of a light, no memory material that stores flat)
  - 3:1 safety factor.

PART NO.	DESCRIPTION	HOSE	PSI	FLEXIBILITY
810005	Nitrile Rubber Water Hose	5/8" × 50	135	40°C (-40°F) – 82°C (180°F)
810010	Nitrile Rubber Water Hose	5/8" × 100	135	40°C (-40°F) – 82°C (180°F)
810105	Hybrid Polymer Water Hose	5/8" × 50	150	40°C (-40°F) – 82°C (180°F)
810110	Hybrid Polymer Water Hose	5/8" × 100	150	40°C (-40°F) – 82°C (180°F)



811000

1/2" × 66' RETRACTABLE HYBRID POLYMER GARDEN HOSE REEL

- Power coated corrosion resistant steel base with high strength polypropylene spool
  - Multiple guide arm positions provide versatile uses and easier field adjustment
  - Four direction Non-Snag rollers reduce hose wear abrasion
  - Spring powered auto rewind with 8,000 full retraction cycles, twice of regular spring
  - Base can be mounted on wall, ceiling or floor
  - Extreme all weather flexibility even in sub-zero conditions: -40°C (-40°F) to +82°C (180°F)
- Handle hot water up to 180°F
  - Lightweight, lay flat and no memory, kink resistant under pressure
  - Excellent abrasion resistant outer cover
  - UV, Ozone, cracking, chemicals and oil resistance
  - 100 psi maximum working pressure, 3:1 safety factor
  - Bend restrictor for reducing wear and tear, and extending hose life
  - Aluminum with brass plated fittings



810301

FRONT TRIGGER ADJUSTABLE SPRAY NOZZLE

- Heavy-duty metal construction
- Brass tip with adjustable spray pattern
- Crush-resistant, metal handle with soft grip over-mold.



810302

9-PATTERN FRONT TRIGGER NOZZLE

- Heavy-duty metal construction
- 9-pattern spray head
- Crush-resistant, metal handle with soft grip over-mold.



810311

HEAVY-DUTY FIREMAN NOZZLE

- Lightweight, composite construction
- Pull-back lever
- Adjustable spray pattern.



## A-STYLE

PART NO.	DESCRIPTION	DIAM.	FLOW	MATERIAL					
802011	Quick Coupler	1/4 FNPT	Regular	Brass		802011		802021	
802021	Quick Coupler	1/4 FNPT	Regular	Steel/Zinc					
802022	Quick Coupler	1/4 MNPT	Regular	Steel/Zinc					
802031	Plug	1/4 MNPT	Regular	Steel/Zinc					
802032	Plug	1/4 FNPT	Regular	Steel/Zinc					

## H-STYLE

PART NO.	DESCRIPTION	DIAM.	FLOW	MATERIAL					
802071	Quick Coupler	1/4 FNPT	Regular	Steel/Zinc		802071 802073		802074	
802073	Quick Coupler	3/8 FNPT	Regular	Steel/Zinc					
802074	Quick Coupler	3/8 MNPT	Regular	Steel/Zinc					
802081	Plug	1/4 MNPT	Regular	Steel/Zinc					
802082	Plug	1/4 FNPT	Regular	Steel/Zinc					
802083	Plug	3/8 MNPT	Regular	Steel/Zinc					
802084	Plug	3/8 FNPT	Regular	Steel/Zinc					

## M/I-STYLE

PART NO.	DESCRIPTION	DIAM.	FLOW	MATERIAL					
802111	Quick Coupler	1/4 FNPT	Regular	Brass		802111 802113		802112	
802112	Quick Coupler	1/4 MNPT	Regular	Brass					
802113	Quick Coupler	3/8 FNPT	Regular	Brass					
802121	Plug	1/4 MNPT	Regular	Steel/Zinc					
802122	Plug	1/4 FNPT	Regular	Steel/Zinc					
802123	Plug	3/8 MNPT	Regular	Steel/Zinc					

## P-STYLE

PART NO.	DESCRIPTION	DIAM.	FLOW	MATERIAL					
802131	Quick Coupler	1/4 FNPT	Regular	Steel/Zinc		802131 802133		802134	
802133	Quick Coupler	3/8 FNPT	Regular	Steel/Zinc					
802134	Quick Coupler	3/8 MNPT	Regular	Steel/Zinc					
802141	Plug	1/4 MNPT	Regular	Steel/Zinc					
802142	Plug	1/4 FNPT	Regular	Steel/Zinc					
802143	Plug	3/8 MNPT	Regular	Steel/Zinc					
802144	Plug	3/8 FNPT	Regular	Steel/Zinc					



## EDPM RUBBER AIR HOSE

- Suitable for industrial, construction, agricultural and automotive use
- Working temperature: -30 to 88°C (-22 to 190°F)
- "C" RMA class: medium oil and chemical resistance
- Heavy duty PVC bend restrictors, 100% brass fittings and abrasion resistant outer cover to reduce wear and tear and extend hose life
- Retains excellent flexibility in sub freezing temperatures; easy coiling for storage
- 4:1 Safety factor
- 100% Brass fittings.

PART NO.	HOSE SIZE (FT)	HOSE ID & OD	FITTING SIZE	WORK TEMP. (°F)	MAX. WORKING PRESSURE
801013	25 (7.6m)	3/8 × 5/8 (10 × 16mm)	1/4 NPT	-22 to 190 (-30 to 88°C)	200 PSI
801015	50 (15m)	3/8 × 5/8 (10 × 16mm)	1/4 NPT	-22 to 190 (-30 to 88°C)	
801017	100 (30m)	3/8 × 5/8 (10 × 16mm)	1/4 NPT	-22 to 190 (-30 to 88°C)	
801023	25 (7.6m)	1/2 × 3/4 (12 × 20mm)	1/2 NPT	-22 to 190 (-30 to 88°C)	
801025	50 (15m)	1/2 × 3/4 (12 × 20mm)	1/2 NPT	-22 to 190 (-30 to 88°C)	
801053	25 (7.6m)	1/4 × 1/2 (6 × 12mm)	1/4 NPT	-22 to 190 (-30 to 88°C)	300 PSI
801055	50 (15m)	1/4 × 1/2 (6 × 12mm)	1/4 NPT	-22 to 190 (-30 to 88°C)	
801063	25 (7.6m)	3/8 × 5/8 (10 × 16mm)	1/4 NPT	-22 to 190 (-30 to 88°C)	
801065	50 (15m)	3/8 × 5/8 (10 × 16mm)	1/4 NPT	-22 to 190 (-30 to 88°C)	
801067	100 (30m)	3/8 × 5/8 (10 × 16mm)	1/4 NPT	-22 to 190 (-30 to 88°C)	
801073	25 (7.6m)	1/2 × 3/4 (12 × 20mm)	1/2 NPT	-22 to 190 (-30 to 88°C)	
801075	50 (15m)	1/2 × 3/4 (12 × 20mm)	1/2 NPT	-22 to 190 (-30 to 88°C)	
801077	100 (30m)	1/2 × 3/4 (12 × 20mm)	1/2 NPT	-22 to 190 (-30 to 88°C)	



## HYBRID AIR HOSE

- Suitable for body shop, refrigeration, construction and outdoor use
- Working/Burst Pressure: 300/900 PSI (20/62 bar)
- "B" RMA class: medium to high oil and chemical resistance
- Heavy duty PVC bend restrictors, 100% brass fittings and excellent abrasion resistant outer cover to reduce wear and tear and extend hose life
- UV, Ozone, crack, oil and chemical resistant
- Superior flexibility in sub freezing temperatures, lightweight, easy coiling for storage
- 3:1 Safety factor
- 100% Brass fittings.

PART NO.	HOSE SIZE (FT)	HOSE ID & OD	FITTING SIZE	WORK TEMP. (°F)	MAX. WORKING PRESSURE
801113	25 (7.6m)	3/8 × 5/8 (10 × 16mm)	1/4 NPT	-40 to 150 (-40 to 65°C)	300 PSI
801115	50 (15m)	3/8 × 5/8 (10 × 16mm)	1/4 NPT	-40 to 150 (-40 to 65°C)	
801123	25 (7.6m)	1/2 × 3/4 (12 × 20mm)	1/2 NPT	-40 to 150 (-40 to 65°C)	
801125	50 (15m)	1/2 × 3/4 (12 × 20mm)	1/2 NPT	-40 to 150 (-40 to 65°C)	



## 801325 / 801350

### POLYURETHANE RECOIL AIR HOSE

- Premium polyurethane material with high flexibility
- Retains flexibility in sub-zero conditions -35°C (-30°F) to +65°C (150°F)
- Self-storing prevent kinks & tangles. Crack & abrasion resistant
- 100% brass 1/4" NPT(M) fittings
- Bend restrictor reduces wear and tear, and extends hose life
- 120 PSI max working pressure, 3:1 safety factor
- 1/4" × 25' (801325) or 1/4" × 50' (801350)

EDPM RUBBER AIR HOSE REEL

- Oil-resistant 3/8" × 50' rubber hose
- 8-position locking mechanism
- Adjustable 5-position roller guide arm
- Mounts to floor, wall or ceiling
- Standard (800104 and 800105) or heavy-duty service (800114, 800115 & 900114).

HYBRID POLYMER AIR HOSE REEL

- Flexible 3/8" × 50' hybrid hose (3' lead hose with brass swivel joint)
- Multi-position locking ratchet gear mechanism
- Spring powered automatic rewind
- 4-way non-snap rollers
- Mounts to floor, wall or ceiling
- Available with single arm (800094) or dual arm (800084).
- Hybrid Polyurethane Air Hose
- Sturdy polypropylene reel, for impact and ozone resistance, UV protection and durability
- 3/8 × 50 zero-memory hybrid hose that remains flexible even in sub-zero conditions, up to -40°F (-40°C)
- Bend restrictor
- Optional position lock and adjustable hose stopper
- Metal handle and 180° swivel mounting bracket
- Model 800080.



AIR HOSE SPECIFICATIONS

PART NO.	HOSE (IN × FT)	CAP.	AIR CONNECTION	FITTING SIZE	HOSE TYPE
800104	3/8 × 50	300 PSI	3/8 NPT (F)	3/8 NPT (M)	EDPM
800105	1/2 × 50	300 PSI	1/2 NPT (F)	1/2 NPT (M)	
800114	3/8 × 50	300 PSI	3/8 NPT (F)	3/8 NPT (M)	
800115	1/2 × 50	300 PSI	1/2 NPT (F)	1/2 NPT (M)	
800084	3/8 × 50	250 PSI	1/4 NPT	1/4 NPT (M)	Hybrid
800094	3/8 × 50	250 PSI	1/4 NPT	1/4 NPT (M)	
800080	3/8 × 50	300 PSI	1/4 NPT (M)	1/4 NPT (M)	



800125  
OIL HOSE ON METAL REEL

- Flexible metallic meshed hose (1/2" × 50') with machined brass fittings
- 2,000 PSI work pressure (135 bar)
- Spring-powered auto-rewind and multi-position ratchet gear allows hose to lock at desired length
- 4-way non-snap rollers to reduce hose wear
- Mounts to floor, wall, ceiling, bench or tank.
- 1/2" inlet and outlet



800120  
TWIN WELDING HOSE ON RETRACTABLE METAL REEL

- Twin 1/4" × 50ft oxygen and acetylene hose with dual o-ring seals
- 9/16 × 18 UNF (2B) (F), 200 PSI capacity
- Rugged, industrial-grade steel reel with 4-way non-snap rollers and flexible hose stop
- Multiple mounting positions.
- Replacement Hoses 800120R3



602103

## WHEEL LOCKING LUG NUT MASTER KEY SET

- Easily removes locking lug nuts
- Thin wall sockets prevent damage to wheels
- Extra long lug keys preventing wheel damage
- Double hex head design fits most lug wrenches
- Heat treated chrome vanadium steel construction



602105

## WHEEL WEIGHT PLIERS

- Nickel Coated
- Removes, trims, tightens and installs clip-on wheel weights



602107

## VALVE STEM PULLER / INSTALLER

- Non-marring plastic material prevents scratching the rims
- Off-set swivelling head provides leverage against the rim of the wheel for easy removal or installation



602106

## STICK-ON WHEEL WEIGHT REMOVER

- High quality nylon material
- Removes stick-on wheel weights, decals, gaskets and more without damaging metal paint or glass



602108

## VALVE CORE REMOVER

- Steel head with plastic handle
- Installs and removes valve cores with ease



602200

## 4" RUBBER ERASER WHEEL

- Removes vinyl, Decal, Graphic, double sided molding tape, pinstripes from vehicles and other surfaces
- Maximum 4,000 RPM (best results use between 1,500 and 3000 RPM)
- Molded with specialty modulated rubber
- Drill arbor adaptor included



602112

## JIMMY PRY BAR

- Forged from chrome alloy steel, heat treated to resist bending & breaking
- 46" L x 7/8" round bar, 1-1/4" blade head width



602113

## TUBELESS TIRE IRON

- 38" L tire bar forged from carbon steel, heat treated to resist bending & breaking
- For use in the aid to mount/demount vehicle tires





## 602101 4-PIECE MECHANICS HOOK

- Set Includes: Straight, Curved, Offset and 90-degree
- Heat treated, chrome vanadium steel shafts
- Non-slip cushioned grip handles
- Ideal for assembly, repair, or removal of small parts



## 602102 9-PIECE MECHANICS HOOK

- Non-slip cushioned grip handles
- Large tools include: 1" Scraper, Straight pick, 45-degree hook, 90-degree hook, Full hook
- Large tools have heat treated chrome vanadium steel shafts.
- Mini picks include: Straight pick, 45-degree hook, 90-degree hook, Full hook.
- Mini tools have nickel plated chrome vanadium steel shafts.



## 602100 PIN PUNCH SET

- Forged chrome steel
- Hardened and tempered
- 38-43 HRC
- Punch body extends through the handle and connects with the end cap
- Metal striking cap
- 1/4", 5/16" and 3/8"



## 602104 4-PIECE HEAVY DUTY PRY BAR SET

- Set includes 8", 12", 18" and 24" overall length pry bars
- Blackened finish chrome vanadium steel shafts
- Built-in Striking cap
- Comfortable grip handles



## 602203 22-PIECE BRAKE CALIPER TOOL SET

- For compressing brake caliper pistons
- Complete set comes with left and right thrust bolts, reaction plates and 18 drive adapters
- Solid carbon steel construction



## 602202 8-PIECE BRAKE DRUM SERVICE SET

- For adjustment, removal, and installation of drum brakes
- Set includes, spring pliers, spring installers, spring removers, spring compressors, spring retainers, and 3 brake adjusting spoons: standard, angled, mini.



## 602204 BRAKE LINING THICKNESS GAUGE

- 8-in-1 gauge is designed for technicians to measure brake pads or shoes thickness
- Durable aluminum construction
- Metric measurements: 8, 10, 12 mm (Green, 4, 5, 6mm (Yellow), 2, 3mm (Red)



## 602201 DOUBLE FLARING TOOL KIT

- Designed to use when flaring double or single flare in copper, aluminum, magnesium, and brass tubing as well as soft steel brake line tubing
- Durable Zinc plated finish
- 5 Adapters included: 3/16", 1/4", 5/16", 3/8", 1/2"



602000  
OIL FILTER PLIERS

- Fits 2-1/2" - 4-5/8" filters (63.5mm - 117.5mm)
- Features slip joint handles, sturdy jaw teeth and 20° jaw bend for optimal efficiency.



SWIVEL OIL FILTER WRENCH

PART NO.	FIT	TYPE	FEATURE
602001	2-3/8" - 2-5/8" filters (60.3mm - 67.7mm)	Small	1" wide steel band with dimples for strong grip
602002	2-3/4" - 3-1/4" filters (70mm - 82.5mm)	Medium	
602003	3-7/16" - 3-3/4" filters (87mm - 95mm)	Large	
602004	4-1/8" - 4-1/2" filters (104.7mm - 114.3mm)	X-Large	



602006  
CHAIN-TYPE OIL FILTER WRENCH

- Fits 2-1/2" - 4-1/2" filters (63.5mm - 114mm)
- Features 1" wide steel band with dimples and sturdy hook.

602007  
STRAP OIL FILTER WRENCH

- Fits filters up to 6" (150mm)
- Features strong nylon strap and metal shaft
- Uses 1/2" square drive hand tool such as ratchet or angle of power bar (not designed for power tool use).



602008  
THREE-JAW ADJUSTABLE OIL FILTER WRENCH

- Fits 2-1/2" - 3-7/8" spin-on filters (63.5mm - 98.4mm) on foreign and domestic vehicles and light trucks
- Uses 1/2" square drive hand tool (not designed for power tool use).

TOYOTA END-CAP OIL FILTER WRENCHES

PART NO.	FIT	DESCRIPTION
602009	Toyota / Lexus / Scion 2.5L - 5.7L Engines	Uses 3/8" square drive power tool (torque: 25Nm ± 5Nm)
602010	Toyota / Lexus / Scion 1.8L Engines	



OIL CHANGE EQUIPMENT 436 / MAE

WASTE OIL DRAIN

- Accepts standard shop air up to 150 psi
- Pre-assembled castors with reinforced supports
- Includes combination evacuation hose / sight gauge, fixed air inlet regulator, pressure relief valve and user manual.

PART NO.	CAP.	BOWL SIZE (IN)	BOWL HEIGHT (IN)
600620	18 Gal. (68 L)	14 (2.5 Gal.)	45 to 72"





**602011**  
**7-PIECE OIL FILTER SOCKET SET**

- Steel sockets 3/8" Sq. drive
- Sizes: 24, 27, 29, 30, 32, 36, 38 mm



**602012**  
**15-PIECE CAP STYLE OIL FILTER WRENCH SET**

- Steel sockets 3/8" Sq. drive
- Sizes: 65MM-14F, 65/67MM-14F, 68MM-14F, 74MM-15F, 76MM-30F, 76MM-14F, 74/76MM-15F, 75/77MM-15F, 80MM-15F, 80-82MM-15F, 90MM-15F, 93MM-15F, 93MM-36F, 100MM-15F, 3/8" adapter

**AIR-OPERATED OIL RATIO PUMPS**

- Designed to work in tough conditions, ideal for use in industries, workshops, farms, construction or as part of a mobile oil system
- All metal construction, fully CNC machined with hardened wear resistant moving parts
- Reciprocating piston operated 2-1/2" (63 mm) diameter air motor
- Comes with non-return valve threaded 1" (F) for use on the bottom of the suction tube
- Transfer pump used to quickly transfer oils from large drums to smaller containers over short distances (up to 5m)
- Telescopic Tube, Filter & Lubricator not included.



600580



600581



600582

PART NO.	ACTION	MAX. DISCHARGE	VISCOSITY	AIR CONSUMPTION
600580	Double	40 LPM (10.58 GPM)	Low-Med - up to SAE80	270LPM (71.5 GPM)
600581	Simple	14 LPM (3.7 GPM)	Med-High - up to SAE130	230LPM (61 GPM)
600582	Double	18 LPM (4.76 GPM)	High - up to SAE240	250LPM (66 GPM)

**OIL CONTROL GUNS**

PART NO.	DESCRIPTION	THREADS	MEASUREMENT	FLOW RATE
600590	Mechanical Oil Control Gun	1/2 NPT (F)	L	870 (60 BAR) 1 - 30 LPM (0.3 - 8 GPM)
600592	Digital Oil Control Gun	1/2 NPT (F)	L, Qt, Pt, Gal.	870 (60 BAR) 1 - 30 LPM (0.3 - 8 GPM)
600595	Oil Control Gun - Digital Pre-Set	1/2 NPT (F)	L, Qt, Pt, Gal.	870 (60 BAR) 1 - 30 LPM (0.3 - 8 GPM)
600596	Oil Gun with hose and steel extension	1/2 NPT (F)	No Measurement	1000 PSI (69 BAR) 1-30 LMP (0.3 - 8 GPM)



**600597**  
**HYDRAULIC RUBBER HOSE**

- For use with Air Operated Oil Pumps
- Hose exceeds SAE 100 R1 Specification
- Working pressure 2,200 PSI (150 BAR)
- 1/2" Inner Diameter, 7/8" Outer Diameter
- 3.5 meters long



600590



600592



600595



600596



**600583**  
**ELECTRIC OIL PUMP**

- Heavy duty Oil Pumps designed specifically to transfer bulk oils, hydraulic oils, used oils (SAE 90) antifreeze or antifreeze mixes
- A high horsepower to flow ratio assures adequate power to pump viscous fluids at low temperatures

- Self-priming, positive displacement design
- Non-corroding Aluminium die cast pump body
- Includes an internal bypass valve to bypass flow if the discharge pressure exceeds bypass valve setting

PART NO.	DESCRIPTION	FLOW RATE	VOLTAGE	MOTOR
600583	Electric Oil Pump	1 - 30 LPM (0.3 - 8 GPM)	115V/9 AMP	1/2 HP



GREASE GUNS

PART NO.	DESCRIPTION	PSI (BAR)	CARTRIDGE CAP.	THREADS
600020	Heavy-Duty Lever Grease Gun	10,000 (690 BAR)	14oz (400g)	1/8 NPT
600022	Professional Lever Grease Gun	10,000 (690 BAR)	14oz (400g)	1/8 NPT
600030	Pistol-Grip Grease Gun	5,000 (345 BAR)	14oz (400g)	1/8 NPT
600032	Professional Trigger Grease Gun	6,000 (413 BAR)	14oz (400g)	1/8 NPT
600033	Ultimate-Duty Pistol-Grip Grease Gun	7,000 (483 BAR)	14oz (400g)	1/8 NPT
600050	Air-Operated Continuous Flow Grease Gun	4,800 (330 BAR)	14oz (400g)	1/4 NPT
600034	Mini Pistol-Grip Grease Gun, Deluxe	3,500 (240 BAR)	3oz (85g)	1/8 NPT

FLEXIBLE GREASE GUN HOSES

600100 / 600101

- Superior construction – Inner tubing is polyamide with polyurethane sheathing, reinforced diagonally in highly tear resistant polyester
- ID 0.16" (4.1 mm), OD 0.425" (10.8 mm)
- Large inner diameter makes them ideal for use in cold weather
- Heavy-duty zinc-plated hydraulically crimped end connections, rolled threads and heavy-duty spring guard.

600102 / 600103

- Thermoplastic construction, highly flexible, minimum bending radius of 1.57" (40mm)
- ID 0.14" (3.6mm), OD 0.33" (8.5mm)
- Zinc-plated steel end connections with hydraulic crimping.



PART NO.	DESCRIPTION	PSI (BAR)	THREADS	LENGTH (IN)
600100	Hose for Manual Gun	3,500 (240 BAR)	1/8 NPT (M)	12 (300mm)
600101	Hose for Manual Gun	3,500 (240 BAR)	1/8 NPT (M)	18 (150mm)
600102	Hose for Hand and Air-Operated Gun	5,800 (400 BAR)	1/8 NPT (M)	12 (300mm)
600103	Hose for Hand and Air-Operated Gun	5,800 (400 BAR)	1/8 NPT (M)	18 (150mm)

HYDRAULIC GREASE COUPLERS

- Hardened coupler body withstands high pressure without deformation
- Fully hardened spring steel jaws
- Hexagonal nut for easy tightening.


PART NO.	PSI (BAR)	THREADS	JAWS	BALL CHECK
600105*	6,000 (413 BAR)	1/8 NPT (F)	4	•
600106*	10,000 (690 BAR)	1/8 NPT (F)	4	•
600107	7,500 (517 BAR)	1/8 NPT (F)	3	•

\* Not tapered

600108  
GREASE GUN COUPLERS

- 90° Coupler (for hand-op. guns)
- For limited access fittings (such as on Chrysler models)
- Fits all standard grease guns.

PART NO.	PSI (BAR)	THREADS	JAWS	BALL CHECK
600108	1,000 (69 BAR)	1/8 NPT (F)	N/A	N/A



QUICK CONNECT LUBE ADAPTERS

PART NO.	DESCRIPTION	PSI (BAR)	TIP DIAM. (IN)	QUICK COUPLER
600115	Grease Injector Needle, 1,5" (38mm)	6,000 (413 BAR)	0.059 (1.17mm)	
600116	Grease Injector Needle, 6" (150mm)	6,000 (413 BAR)	0.059 (1.17mm)	
600131	Professional 90° Lube Adapter	1,000 (69 BAR)	0.19 (4.9mm)	•
600132	Professional Recessed Lube Adapter	1,000 (69 BAR)	0.25 (6.35mm)	•
600133	Professional Narrow Needle Nose Adapter	1,000 (69 BAR)	0.059 (1.5mm)	•
600134	Needle Nose Adapter	1,000 (69 BAR)	0.046 (1.17mm)	•
600135	Grease Injector Needle (hand-op. guns)	1,000 (69 BAR)	–	•
600136	Regular Coupler to 90° Coupler	1,000 (69 BAR)	–	•
600137	Right Angle Coupler	6,000 (413 BAR)	–	•
600140*	Quick Lock Grease Coupler	8,000 (551 BAR)	0.125 (3.17mm)	•

\* Tapered hose end required.



600513  
HEAVY-DUTY GREASE  
CONTROL VALVE

- Grease Control Valve - Booster
- Heavy-duty valve with built-in pressure boost mechanism (from 6,000 to 10,000 PSI) to unblock frozen fittings
- Provides continuous grease flow with trigger fully pressed
- Heavy-duty steel construction and ergonomically designed pistol handle
- Comes complete with 6" steel extension and coupler.

PART NO.	PSI (BAR)	INLET	OUTLET
600513	1,000 (69 BAR)	1/4 NPT (F)	1/8 NPT (F)







LUBRICANT PUMPS

PART NO.	DESCRIPTION	FOR CONTAINER	DELIVERS
600450	Grease Filler Pump	15-55gal. (50-205L)	1oz (1g) / strokes
600460	Air-Operated 50:1 Grease Pump	25-50lb / 5gal. / 20L	2.42lb (1.1kg) / min.
600540	Lever-Action Bucket Oil Pump	25-50lb / 5gal. / 20L	2.14oz (60ml) / stroke
600541	Lever-Action Barrel Pump	15-55gal. (50-205L)	10oz (300ml) / stroke
600545	Rotary Drum Pump	15-55gal. (50-205L)	1.3gal. (5L) / stokes
600546	Plastic Rotary Pump	15-55gal. (50-205L)	1.3gal. (5L) / stokes



600041  
DUAL ACTION OIL GUN

- Two 4-foot vinyl hoses are used to draw in oil and pump out liquid in a single stroke
- Easier and Safer transfer of fluids



600040  
SINGLE ACTION OIL GUN

- A single 12-inch vinyl hose is used to draw oil into the barrel, and then pump it out in its desired location
- Capacity: 500 ml (16 oz).

PART NO.	BARREL	HEAD	HANDLE	USAGE
600040	Steel Barrel with premium powder coated finish	Rugged Aluminium Die Cast Head	‘V-Type’ drop resistant plunger rod handle	Fuel Oils, Mineral Oils, Synthetic & Biological Oils, Cooling Liquids, Spirits, Brake Fluids
600041				

600465  
TROLLEY MOUNTED AIR OPERATED GREASE PUMP

- Fits 120 lb grease pails
- Max. 7500 PSI
- Delivers up to 2.40 lbs/min.
- For use with NLGI 1 and 2 greases
- Includes: Steel trolley, air operated 50:1 grease pump system & 1/4" filter-regulator and lubricator miniature combo with gauge.





## TRANSFER PUMPS

PART NO.	DESCRIPTION	FOR CONTAINER	DELIVERS
600543	316 Stainless Steel Vertical Lift Pump	55gal. (205L)	750ml (25 oz) / stroke
600548	Manual Rotary Plastic Pump	15-55gal. (50-205L)	1.3gal. (5L) / 20 turns
600549	304 Stainless Steel Rotary Drum Pump	15-55gal. (50-205L)	1gal. (4L) / 20 turns
601003	Polypropylene Chemical Pump	15-55gal. (50-205L)	14oz (400ml) / stroke
601004	Nylon Chemical Pump	55gal. (205L)	14oz (400ml) / stroke
601030	Plastic Pump with Dual Action Lever	15-55gal. (50-205L)	1pt (500ml) / stroke
601060	Double Diaphragm Fuel Pump	15-55gal. (50-205L)	1gal. (800ml) / 5 strokes
601061	Rotary Booster Fuel Transfer Pump	15-55gal. (50-205L)	55gal. (205L) / 3 min.
601062	Industrial Rotary Pump	15-55gal. (50-205L)	10gal. (38L) / min.
601063	Quart / Litre Stroke Pump	15-55gal. (50-205L)	1qt (1L) / turn

## REFERENCE CHART

	600450	600460	600465	600540	600541	600543	600545	600546	600548	600549	600580	600581
RECOMMENDED USE FOR												
Oil-based fluids	●	●	●	●	●		●					
Heating oils	●	●	●		●	●	●	●	●	●	●	●
Hydraulic oils	●	●	●	●	●	●	●	●	●	●	●	●
Gear and lube oils	●	●	●	●	●	●	●	●	●	●	●	●
Motor oils	●	●	●	●	●	●	●	●	●	●	●	●
Transmission differential oils	●	●	●	●		●		●	●	●		
Lubricating oil up to SAE 30	●	●	●	●	●	●	●	●	●	●	●	●
Lubricants	●	●	●		●		●	●	●			
Petroleum-based products	●	●	●		●	●	●	●	●	●	●	●
Grease NLGI no. 2	●	●	●	●	●	●	●	●	●	●	●	●
Heavy oil	●	●	●	●		●	●	●	●	●	●	●
Mineral oil	●	●	●					●	●			
Glycerine	●	●	●								●	●
Gasoline	●	●	●	●	●	●	●	●	●	●	●	●
Diesel	●	●	●	●	●	●	●			●	●	●
Biodiesel	●	●	●	●							●	●
Kerosene	●	●	●	●	●	●	●			●	●	●
Fuel with ethanol contents above 10%	●	●	●	●	●	●	●			●	●	●
Water-based fluids	●	●	●	●	●	●	●	●	●	●	●	●
Detergent	●	●	●	●	●	●	●	●	●	●	●	●
Soap	●	●	●	●	●	●	●	●	●	●	●	●
Antifreeze	●	●	●	●	●	●	●	●	●	●	●	●
Windshield washer	●	●	●	●	●		●	●	●		●	●
Chemicals	●	●	●	●	●	●	●	●	●	●	●	●
Herbicides / Pesticides	●	●	●	●	●		●	●	●		●	●
DEF / Urea / Adblue	●	●	●	●	●	●	●	●	●	●	●	●
Corrosive media	●	●	●	●	●						●	●
Alkalis	●	●	●	●	●						●	●
Mild Acids	●	●	●	●	●	●	●	●	●	●	●	●
Strong Acids	●	●	●	●	●		●				●	●
Acetone	●	●	●	●	●		●	●	●		●	●
Benzene	●	●	●			●				●	●	●
Solvent	●	●	●	●	●		●	●	●		●	●
Thinner	●	●	●	●			●				●	●
Turpentine	●	●	●	●	●			●	●			
Lacquer	●	●	●	●	●		●	●	●		●	●

WETTED COMPONENTS												
Acetal (POM)												
Aluminum	●	●	●	●	●						●	●
Brass	●	●	●	●	●						●	●
Cast iron							●					
EPDM												
Graphite												
NBR	●	●	●	●	●		●				●	●
Nylon			●								●	
Paper												
Polyethylene												
Polypropylene								●	●			
Polyurethane		●	●								●	●
PTFE						●				●		
PVC				●								
Ryton								●	●			
Stainless steel						●				●		
Steel	●	●	●	●	●		●				●	●
Turcite												●
Viton								●	●			
Zinc	●			●	●							

## LEGEND

- Substance suitable for prolonged or repeated contact with the unit, under the specified conditions.
- Do not use - Substance will damage the unit components.
- Component material in contact with the chemical/substance.



## REFERENCE CHART

	600582	600590	600592	600595	601003	601004	601030	601060	601061	601062	601063
RECOMMENDED USE FOR											
Oil-based fluids											
Heating oils											
Hydraulic oils											
Gear and lube oils											
Motor oils											
Transmission differential oils											
Lubricating oil up to SAE 30											
Lubricants											
Petroleum-based products											
Grease NLGI no. 2											
Heavy oil											
Mineral oil											
Glycerine											
Gasoline											
Diesel											
Biodiesel											
Kerosene											
Fuel with ethanol contents above 10%											
Water-based fluids											
Detergent											
Soap											
Antifreeze											
Windshield washer											
Chemicals											
Herbicides / Pesticides											
DEF / Urea / Adblue											
Corrosive media											
Alkalis											
Mild Acids											
Strong Acids											
Acetone											
Benzene											
Solvent											
Thinner											
Turpentine											
Lacquer											

WETTED COMPONENTS											
Acetal (POM)											
Aluminum											
Brass											
Cast iron											
EPDM											
Graphite											
NBR											
Nylon											
Paper											
Polyethylene											
Polypropylene											
Polyurethane											
PTFE											
PVC											
Ryton											
Stainless steel											
Steel											
Turcite											
Viton											
Zinc											

These charts are for general reference only, and data has been aggregated from multiple sources. Additionally, many factors affect the chemical resistance of a given product including the concentration/purity of the chemical, working temperature and condition of the product, etc. It is the user's responsibility to test a chemical to ensure compatibility under the prevailing circumstances. All information and technical data are given as a guide only. Although every effort has been made to ensure that the information is correct, no warranty is given as to its thoroughness.



**500202 / 500203 / 500204**

- 80,000 PSI tensile strength
- Precision-machined and hardened steel jaws
- Acme threads for added strength
- Chrome-plated tommy bar with rubber washers.



**500211**

- 80,000 PSI tensile strength
- Precision machined & hardened steel jaws
- Acme threaded spindle
- Chrome plated tommy bar with rubber washers
- Hardened anvil striking surface
- Built-in pipe jaws.



**500232**

- 80,000 PSI tensile strength
- Precision machined & hardened steel jaws
- Acme threaded spindle
- Chrome plated tommy bar with rubber washers
- Interchangeable hardened pipe jaws
- Hardened anvil striking surface.



**500243**

- Precision-machined and hardened steel jaws
- Chrome tommy bar with washers
- Acme threaded spindle
- Designed for heavy-duty holding and clamping.



**500253**

- Precision-machined and hardened steel jaws
- Chrome tommy bar with washers
- Acme threaded spindle
- Designed for holding tall work pieces.



**500271 / 500272  
500273 / 500274**

- 80,000 PSI tensile strength
- Precision machined & hardened steel jaws
- Acme threaded spindle
- Chrome plated tommy bar with rubber washers
- Hardened anvil striking surface for forming & shaping
- Built in pipe jaws to hold round & flat stock.

PART NO.	DESCRIPTION	SIZE (IN)	JAW OPENING (IN)	THROAT DEPTH (IN)	WEIGHT (LB)	SWIVEL BASE
500202	Ultimate-Duty SNG Ductile Iron Bench Vise	5	5.5	3.3	53.96	
500203	Ultimate-Duty SNG Ductile Iron Bench Vise	6	6.5	3.5	76.43	
500204	Ultimate-Duty SNG Ductile Iron Bench Vise	8	8.5	4	92.51	
500211	SNG Ductile Iron Utility Bench Vise	6	6.3	2.9	41.85	•
500232	Multi-Purpose Rotary Bench Vise	5	5.2	3.1	72.67	•
500243	All Steel Fabricated Vise	6	6.3	2.9	41.85	
500253	All Steel Fabricated Offset Vise	6	6.5	4	42	
500271	Industrial SNG Ductile Iron Vise	4	4.5	2.5	31.94	•
500272	Industrial SNG Ductile Iron Vise	5	5.5	3	49.56	•
500273	Industrial SNG Ductile Iron Vise	6	6.5	3.4	63.88	•
500274	Industrial SNG Ductile Iron Vise	8	8.3	3.8	79.31	•



**500302**

## **SG IRON ANVIL**

- 80,000 PSI tensile strength
- Spheroidal nodular graphite ductile iron for ultimate strength and impact resistance
- Ideal for forming and shaping steel
- Weight: 10KG (22lbs.)

BENCH GRINDERS 436 / MAE



BENCH GRINDERS

- 120V / 60Hz single phase induction motor
- Includes: 2 eye shields (one oval, one with magnifier) and 2 grinding wheels
- Coolant tray and integrated lights on models 720026 and 720028.

PART NO.	DESCRIPTION	INPUT (A)	POWER (HP)	WHEEL SIZE (IN)	ARBOR SIZE (IN)	TOOL REST	NO LOAD SPEED (RPM)
720006	Regular Duty	2.1	1/3	6 × 3/4	1/2	Fixed	3,450
720016	Heavy-Duty	2.1	1/3	6 × 3/4	5/8	Adjustable	3,600
720018	Heavy-Duty	3	1/2	8 × 1	5/8	Adjustable	3,600
720026	Commercial Duty	2.8	1/2	6 × 3/4	1/2	Fixed	3,600
720028	Commercial Duty	4.8	3/4	8 × 1	5/8	Fixed	3,600

REPLACEMENT SHIELDS

MODEL	DESCRIPTION	FITS
720006RRA	Right eyeshield assembly	720006
720006LRA	Left eyeshield assembly	720006
720016LRA	Left eyeshield assembly	720016
720016RRA	Right eyeshield assembly	720016
720018LRA	Left eyeshield assembly	720018
720018RRA	Right eyeshield assembly	720018
720026LRA	Left eyeshield assembly	720026
720026RRA	Right eyeshield assembly	720026
720028RRA	Right eyeshield assembly	720028
720028LRA	Left eyeshield assembly	720028

PRESSURIZED ABRASIVE BLASTERS 436 / MAE

803010

- 10-Gallon Pressurized Abrasive Blaster
- Holds 40 lbs of abrasive material
- Working pressure: 60 – 125 PSI
- CFM requirement: 6 – 25 CFM
- Includes: 1- pressure tank, 1- nozzle, 1- pressure gauge, 4- assorted ceramic nozzles, 1- 8-1/2" hose, 1- 6" rubber wheels, 1- filling funnel, 1- water trap, and 1- canvas hood.

803020

- 20-Gallon Pressurized Abrasive Blaster
- Holds 40 lbs of abrasive material
- Working pressure: 60 – 125 PSI
- CFM requirement: 6 – 25 CFM
- Includes: 1- pressure tank, 1- nozzle, 1- pressure gauge, 4- assorted ceramic nozzles, 1- 8-1/2" hose, 2- 6" rubber wheels, 1- filling funnel, 1- water trap, and 1- canvas hood.





DRUM EQUIPMENT 449 / MTL



OIL CANS

- All steel construction, with seamless body drawn from a tin-coated sheet with premium powder coated finish
- Metal pump has 2 ball valves for large volume delivery per stroke
- Suction valve at the bottom of pump is without spring, which prevents malfunctioning because of sticking valve due to resinous oil
- Complete with flexible spout.


PART NO.	DESCRIPTION	CAP.
600801	Lever	6.8 oz (200ml)
600810	Lever	10 oz (300ml)
600811	Lever	1 pint (500ml)
600812	Lever	1 quart (1,000ml)

DRUM DOLLIES 449 / MTL

DRUM DOLLIES

- Heavy-duty drum dollies with welded 3mm (11 gauge) steel sheet construction
- Strong steel braces and adjustable clamping bolt design on models 601300 and 601301 (fixed diameter and wide steel cross braces for model 601303)
- Removable phenolic casters 2-13/32" (61mm) in diameter (welded cast iron casters on model 601303)
- Fully powder coated finish.

PART NO.	CASTERS	CAP.	CONTAINER SIZE	DIAM. RANGE (IN)
601300	4	90kg (200 lb)	25-50lb / 20kg / 5 Gal.	10-1/4 - 11-9/32 (260-287mm)
601301	4	90kg (200 lb)	120lb / 50kg / 16 Gal.	13-1/2 - 14-1/4 (343-362mm)
601303	4	545kg (1,200 lb)	55 Gal. / 205L	23 (584mm)



DRUM TROLLEYS 449 / MTL



601322 / 601323  
DRUM FAUCETS

- With bucket hanger and padlock hole.
- 601322: Fits 3/4" drum holes
- 601323: Fits 2" drum holes (additional port for sight glass / oil level indicator).



601305  
DRUM CRADLE

- Tilting drum cradle tips, rotates, moves and stores 400 lbs / 180 kg / 205 litre / 55 gallon drums
- Equipped with self-storing lever bar
- Large 2-1/2" (63mm) non-sparking wheels make it suitable for use in flammable environments
- Maximum load 600 lbs / 273 kg
- Fully powder coated finish
- Unit comes flat packed in semi-knocked down condition for ease of transport.

# HIGH QUALITY HEAVY DUTY UTILITY KNIVES

PATENTED SERRATED BLADES FOR LONGER LASTING USE AND EASIER CUTTING




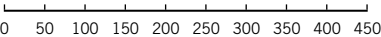

YouTube

Check out how our knives did on the acetone resistance test



## UTILITY AVERAGE TCC

(Total cut count applied pressure 50N)



2X LONGER AND SHARPER

## KNIVES

PART NUMBER	SIZE	TOTAL BLADES
903001	9MM	6
903002	18MM	8
903003	25MM	6

## REPLACEMENT BLADES

PART NUMBER	SIZE	TOTAL BLADES
903004	9MM	10
903005	18MM	10
903006	25MM	10

605500

## HEAVY DUTY UTILITY CART

- Black Polypropylene plastic will not rust, dent, chip or peel
- Rounded corners protect wall and furniture
- Ideal for use in mechanic shops, warehouses and stockrooms.

### SPECS

Overall Capacity: 500 lbs.  
Length: 40.7"  
Width: 16.9"  
Height: 33.5"  
Caster Size: 5" non-marking



605501

## PLATFORM TRUCK (GRAY)

- Made of Heavy-Duty Polypropylene that won't rust chip or dent
- Reinforced honeycomb shaped underside adds strength and durability
- Three position handle lets users push or pull with ease
- Folds easily to facilitate transport and storage
- Non-skid surface helps prevent load shifting.

### SPECS

Loading Capacity: 440 lbs.  
Weight: 22 lbs  
Length: 31.5"  
Width: 20.5"  
Height: 2.8"  
Caster Size: 5"  
Caster Type: 2 fixed, 2 swivel  
Caster Material: TPR Thermo-Plastic Rubber



For more information on our products, visit

**WWW.GOMAKTIG.COM**

06D1MAKE18Q1

**MÄKTIG®**

**Bumper to Bumper®**  
CANADA'S PARTS PEOPLE

***Auto Parts Plus®***

Mäktig, Bumper to Bumper and  
Auto Parts Plus are registered trade-  
marks of Uni-Select Inc.